

Sunmodule[®] Pro-Series XL SW 315-320 MONO



TUV Power controlled:
Lowest measuring tolerance in industry



Every component is tested to meet
3 times IEC requirements



Designed to withstand heavy
accumulations of snow and ice



Sunmodule Plus:
Positive performance tolerance



25-year linear performance warranty
and 10-year product warranty

World-class quality

Fully-automated production lines and seamless monitoring of the process and material ensure the quality that the company sets as its benchmark for its sites worldwide.

SolarWorld Plus-Sorting

Plus-Sorting guarantees highest system efficiency. SolarWorld only delivers modules that have greater than or equal to the nameplate rated power.

25-year linear performance guarantee and extension of product warranty to 10 years

SolarWorld guarantees a maximum performance digression of 0.7% p.a. in the course of 25 years, a significant added value compared to the two-phase warranties common in the industry, along with our industry-first 10-year product warranty.*

*in accordance with the applicable SolarWorld Limited Warranty at purchase.
www.solarworld.com/warranty



- Qualified, IEC 61215
- Safety tested, IEC 61730
- Periodic Inspection
- Blowing sand resistant



- Ammonia resistance tested
- Periodic Inspection
- Power Controlled



Sunmodule[®] Pro-Series XL

SW 315-320 MONO



PERFORMANCE UNDER STANDARD TEST CONDITIONS (STC)*

		SW 315	SW320
Maximum power	P_{max}	315 Wp	320 Wp
Open circuit voltage	V_{oc}	45.6 V	45.9 V
Maximum power point voltage	V_{mpp}	36.5 V	36.7 V
Short circuit current	I_{sc}	9.35 A	9.41 A
Maximum power point current	I_{mpp}	8.71 A	8.78 A
Module efficiency	η_m	16.03 %	16.28 %

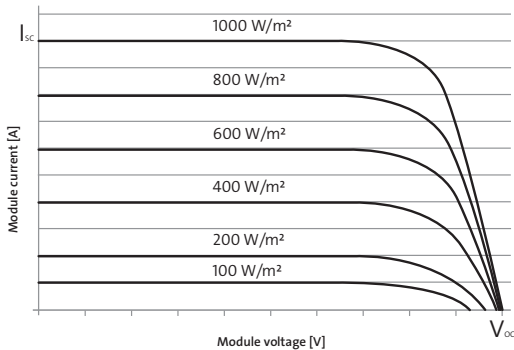
Measuring tolerance (P_{max}) traceable to TUV Rheinland: +/-2% (TUV Power controlled)

*STC: 1000W/m², 25°C, AM 1.5

PERFORMANCE AT 800 W/M², NOCT, AM 1.5

		SW 315	SW320
Maximum power	P_{max}	240.9 Wp	244.4 Wp
Open circuit voltage	V_{oc}	39.8 V	40.1 V
Maximum power point voltage	V_{mpp}	33.6 V	33.8 V
Short circuit current	I_{sc}	7.77 A	7.82 A
Maximum power point current	I_{mpp}	7.18 A	7.18 A

Minor reduction in efficiency under partial load conditions at 25° C: at 200 W/m², 100% (+/-2%) of the STC efficiency (1000 W/m²) is achieved.



DIMENSIONS

Length	78.15 in (1985 mm)
Width	38.98 in (990 mm)
Height	1.81 in (46 mm)
Frame	Clear anodized aluminum
Weight	49.6 lbs (22.5 kg)

COMPONENT MATERIALS

Cells per module	72
Cell type	Mono crystalline
Cell dimensions	156 mm x 156 mm
Front	3.2 mm Tempered glass (EN 12150)

THERMAL CHARACTERISTICS

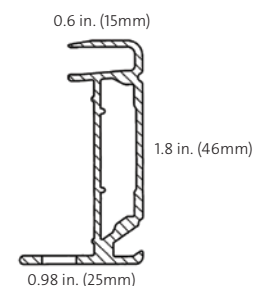
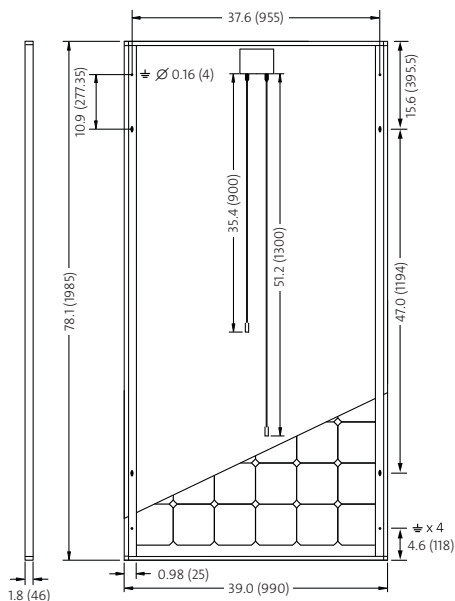
NOCT	46° C
TCI_{sc}	0.042 %/K
TCV_{oc}	-0.304 %/K
TCP_{mpp}	-0.43 %/K

ADDITIONAL DATA

Power sorting	-0 Wp/+5 Wp
J-Box	IP65
Connector	KSK4
Module fire performance	(UL 1703) Type 1

PARAMETERS FOR OPTIMAL SYSTEM INTEGRATION

Maximum system voltage SC II / NEC	1000 V
Maximum reverse current	25 A
Load / dynamic load	113/64 psf (5.4/2.4 kN/m ²)
Number of bypass diodes	3
Operating range	-40° C to +85° C



All units provided are imperial. SI units provided in parentheses.
SolarWorld AG reserves the right to make specification changes without notice.

SW-01-6056US 11-2014