







Magnum Remote Comparison



	Inverter Control and Display	Independent control (Inv, Chg)	Menu Driven Setup and Troubleshooting	LCD- Liquid Crystal Display	Non-Volatile Memory	Independent display of the inv and Chg	Advanced inverter setup menus	Advanced Menus of the ME-AGS-N and the ME-BMK	System Control over the Inverter ME-BMK, and the ME-AGS-N	Multiple Battery Bank Monitoring	Parallel Stacking
 ME-RTR	•	•	•	•	•	•	•	•	•	•	•
 ME-ARC50	•	•	•	•	•	•	•	•	•		
 ME-RC50	•	•	•	•	•						
 ME-MR25	•	•	•	•	•						
 MM-RC25	•	•									
 MM-R25	•										

The Magnum Energy 'Router' is the remote for a multi stack parallel inverter system and designed to be used with the MS-PAE inverter/charger. However, it can also be used with one inverter and can monitor up to six battery banks using 6 ME-BMK's (sold separately). This remote incorporates all of the functionality and features of the ME-ARC and more including a programmable auxiliary relay!

Dimensions: 6.5" x 8.75" x 1.5" / 165mm x 225mm x 38mm

The ME-ARC50 is simple to use, yet allows full control of all Magnum Inverter/chargers, all ME-AGS-N features and ME-BMK. This remote includes AC in controls 'Time of Day Connect', SOC connect, VDC connect, and charger operation based on SOC. Up to 5 quick access SETUP functions can be selected in our exclusive 'FAVS' menu. TECH menu can store up to 10 faults for convenient troubleshooting.

Dimensions: 3.625" x 5.625" x 1" / 92mm x 143mm x 25.4mm

The ME-RC50 is the original system remote that communicates to the inverters and the networked accessories, such as the ME-AGS and the ME-BMK. It's regarded as being the easiest remote to use in the industry. The latest revision has AC meters and pin lockout on setup and also includes final charge stages.

Dimensions: 3.625" x 5.625" x 1" / 92mm x 143mm x 25.4mm

The Magnum Energy Mini Remote is a smaller remote control that is used to set up and manage the inverter/charger. This remote is perfect for those applications that only need to have control of the inverter, and do not need access to the ME-AGS-N or the BMK. (Available to OEM's only).

Dimensions: 3" x 2.875" x 1.25" / 76mm x 73mm x 31.75mm

The MM-RC25 is a simple Inverter/charger ON/OFF Control for our MM series inverters. The LEDs that are on this remote include INVERT (search/on/off), AC IN, Fault, Bulk, Absorb, and Float.

Dimensions: 2.875" x 1.75" x 1.25" / 73mm x 44.5mm x 31.75mm

The MM-R25 is a simple inverter ON/OFF control for our MM series inverters. The LEDs that are on this remote include INVERT (search/on/off), AC IN, and Fault.

Dimensions: 2.875" x 1.75" x 1.25" / 73mm x 44.5mm x 31.75mm

