

Wire Management Solutions

Quick Reference Guide

Due to the multitude of wire management products on the market, the experience of choosing a wire management solution can lead to confusion and frustration. Wire management can be one of the most challenging aspects of PV system installations. This quick reference guide is designed to ease the decision making process and guide the user to the most suitable wire management choices for the full line of Preformed Line Products (PLP) PV racking systems.

Within this guide is information on a variety of wire management solutions/products that have been carefully selected. Each has been evaluated, tested, and approved by PLP. The wire management products represented include both PLP and third party solutions.

Know the PV Module Rail in Use

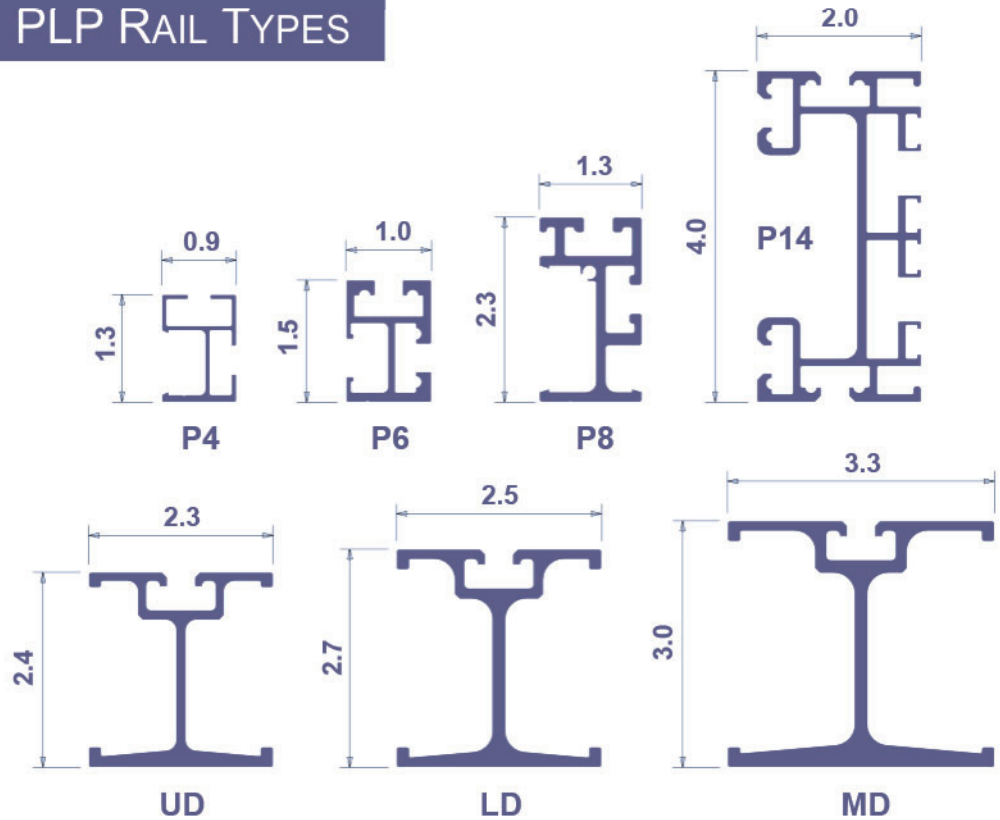
PLP manufactures seven types of module rails, or rail profiles. The rail type will vary from system to system and is determined by several factors e.g., site location, size of array, module size, weather factors, soil conditions etc. If you do not know the rail in use for a specific site, contact PLP for assistance. Knowing the rail type is key in utilizing this guide.

The table below defines the commonly used PV module rails on the full range of PLP racking systems. On the following page there are two diagrams showing each of the seven rail profiles. The first diagram “PLP Rail Types” provides basic rail dimensions, the second diagram “Wire Fill Capacity” provides theoretical wire fill capacities within each of the rail channels.

The remaining pages are organized by PV module rail type, showing the various wire management solutions for each of the seven rail types. There are also website addresses/hyperlinks for each of the wire management products.

	PLP Product/Rack	Acronym	Rail Type(s)
Roof Mounts	Power Rail Mounting System	PRM	P4, P6, P8, P14, LD, MD
	Ballasted Roof Mounts	BRM	P8
	Ballasted Power Rail™	BPRM	P8
	Commercial Applications	-	LD, MD
Ground Mounts	Multi-Pole Mounts G2	MPM-G2	P14
	Standard Roof/Ground Mount	SRGM	P8
	Two-Tier Roof/Ground Mount	TTRGM	P8
	Low Profile Roof/Ground Mount	LPRGM	P8
	Large Ground Mount	LGM	P8
	SR Series Solar Ready Shade Structures	SR	LD
	Power Peak™	-	UD, LD, MD

PLP RAIL TYPES

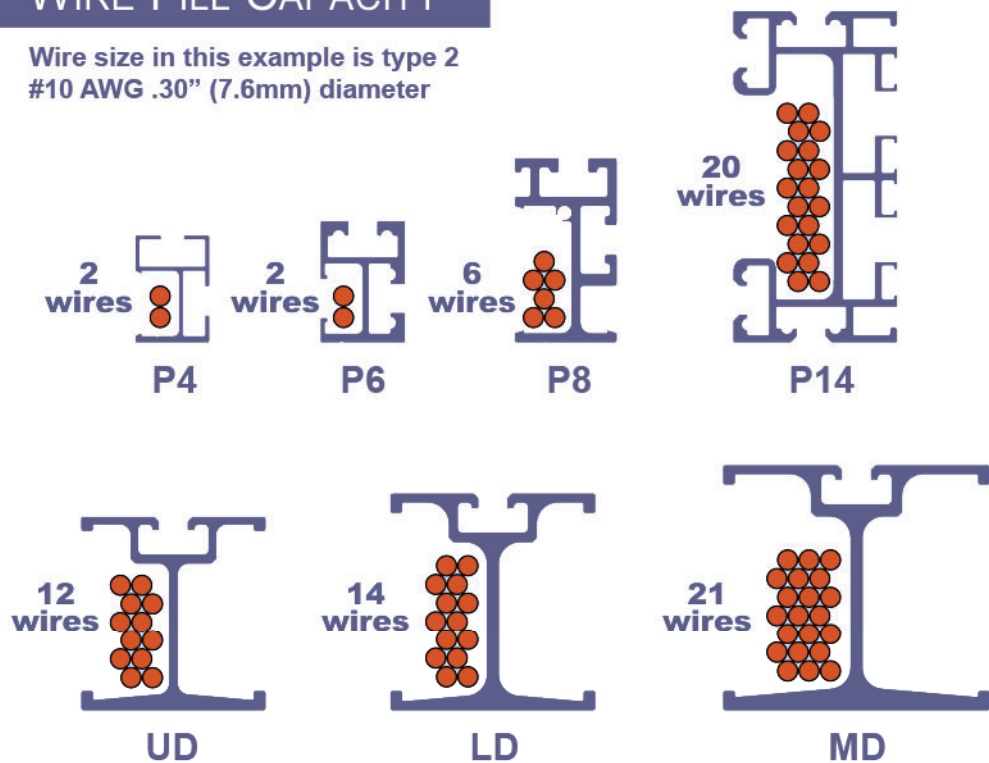


WIRE FILL CAPACITY

⚠ WARNING:

Without exception, wire fill capacities shown are theoretical. Site specific real world conditions must be applied and calculated when determining wire fill capacities. Failure to do so could lead to heat build up, system failure and severe personal injury or death. Furthermore, failure to perform site specific calculations and apply those calculations voids the system warranty.

Wire size in this example is type 2 #10 AWG .30" (7.6mm) diameter



P4 Rail

Manufacturer: Heyco


Description: SunBundler® nylon coated stainless steel tie wrap.

Installation: Wrap around rail, feed loose end through lug, take-up cable slack and crimp lug with crimping tool. Can be installed anywhere along rail.

Available lengths (inches): 8, 10, 12, 14, 20

P/N: S6408, S6410, S6412, S6414, S6420

Website: Heyco.com



Manufacturer: Hellermann-Tyton


Description: Cable tie edge clip assembly.

Installation: No tools required, slips onto rail and locks in place. Can be installed anywhere along rail.

There are several models whose variations include orientation of cable tie to edge clip.

Models: EC4, EC5, EC9, EC10, EC12, EC13, EC21, EC22, EC24, EC39

Website: Hellermanntyton.us



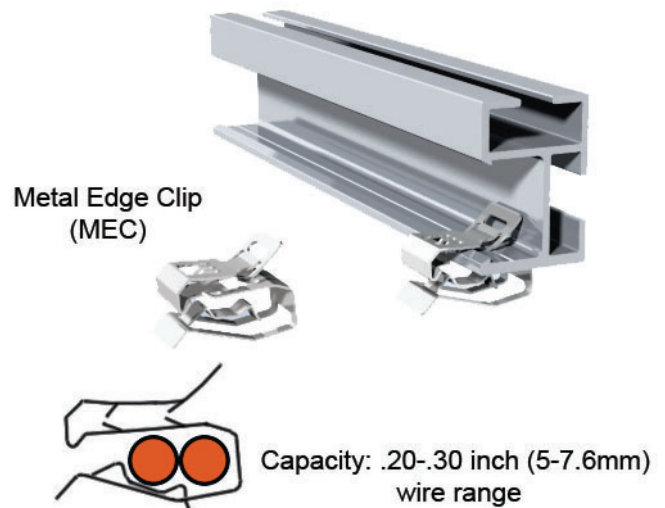
Manufacturer: Hellermann-Tyton

Description: Metal Edge Clip corrosion resistant stainless steel cable clip.

Installation: No tools required, slips onto rail and locks in place. Can be installed anywhere along rail

P/N: 151-00982

Website: Hellermanntyton.us



P6 Rail

Manufacturer: Heyco

Description: SunBundler® nylon coated stainless steel tie wrap.

Installation: Wrap around rail, feed loose end through lug, take-up cable slack and crimp lug with crimping tool. Can be installed anywhere along rail.

Available lengths (inches): 8, 10, 12, 14, 20

P/N: S6408, S6410, S6412, S6414, S6420

Website: Heyco.com



P8 Rail

Manufacturer: Heyco

Description: SunBundler® nylon coated stainless steel tie wrap.

Installation: Wrap around rail, feed loose end through lug, take-up cable slack and crimp lug with crimping tool. Can be installed anywhere along rail.

Available lengths (inches): 10, 12, 14, 20

P/N: S6410, S6412, S6414, S6420

Website: Heyco.com



Manufacturer: Hellermann-Tyton


Description: Cable tie edge clip assembly.

Installation: No tools required, slips onto rail and locks in place. Can be installed anywhere along rail.

There are several models whose variations include orientation of cable tie to edge clip.

Models: EC19, EC20, EC22, EC23, EC24

Website: HellermannTyton.us



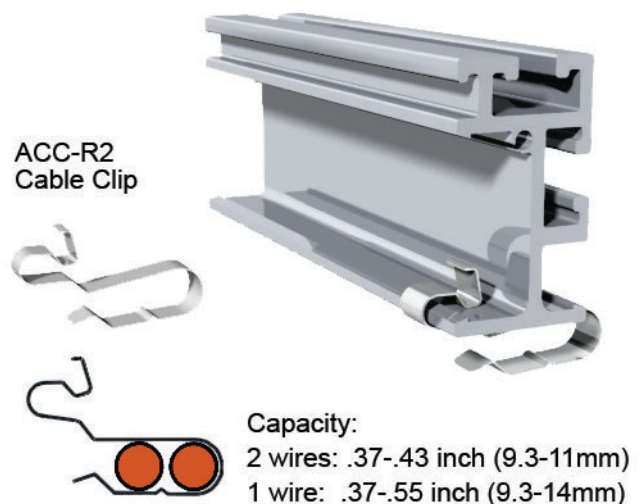
Manufacturer: Wiley Burndy

Description: Acme Cable Clips (ACC) corrosion resistant stainless steel cable clip.

Installation: No tools required, slips onto rail and locks in place. Can be installed anywhere along rail.

Model: ACC-R2, P/N: 30020078

Website: we-llc.com



P8 Rail

Manufacturer: Heyco

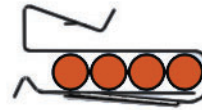
Description: SunRunner 4™ corrosion resistant stainless steel cable clip.

Installation: No tools required, slips onto rail and locks in place. Can be installed anywhere along rail.

Model: S6400

Website: Heyco.com

SunRunner 4
Cable Clip



Capacity:
Two 12-gauge wires
Four 10-gauge wires

P14 Rail

Manufacturer: Hellermann-Tyton

Description: Cable tie edge clip assembly.


Installation: No tools required, slips onto rail and locks in place. Can be installed anywhere along rail.

There are several models available variations include orientation of cable tie to Edge Clip.

Models: EC19, EC20, EC22, EC23, EC24

Website: HellermannTyton.us

Cable Tie
Edge Clip
(EC21 shown)



Manufacturer: Heyco

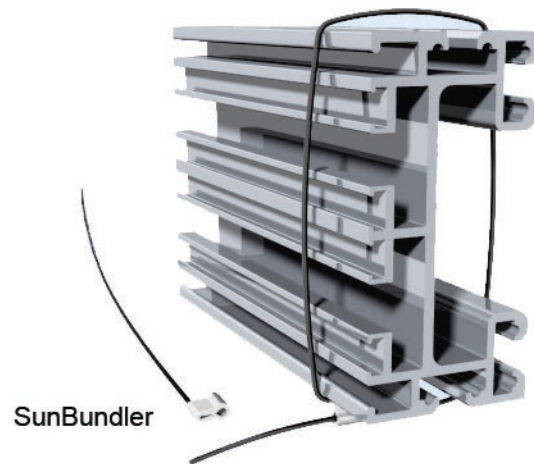
Description: SunBundler® nylon coated stainless steel tie wrap.

Installation: Wrap around rail, feed loose end through lug, take-up cable slack and crimp lug with crimping tool. Can be installed anywhere along rail.

Available lengths (inches): 14, 20

P/N: S6414, S6420

Website: Heyco.com




UD Rail

Manufacturer: Preformed Line Products

Description: UD Rail Clip: formed aluminum easily snaps onto rail. Contains and holds wires within the rail cavity.

Installation: No tools required, snaps onto rail and locks in place. Can be installed anywhere along rail.

Website: Preformed.com



Manufacturer: Heyco

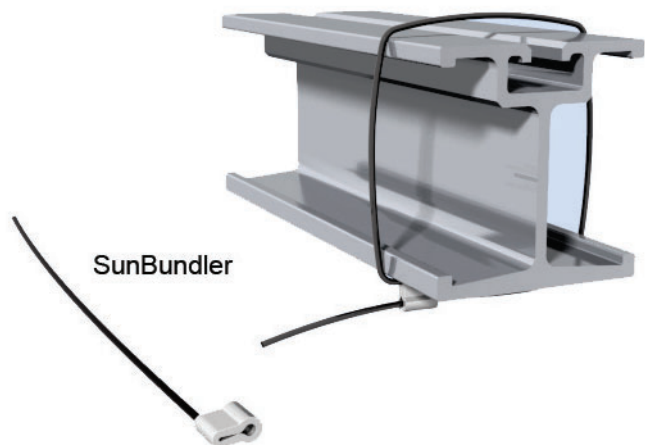
Description: SunBundler® nylon coated stainless steel tie wrap.

Installation: Wrap around rail, feed loose end through lug, take-up cable slack and crimp lug with crimping tool. Can be installed anywhere along rail.

Available lengths (inches): 12, 14, 20

P/N: S612, S6414, S6420

Website: Heyco.com



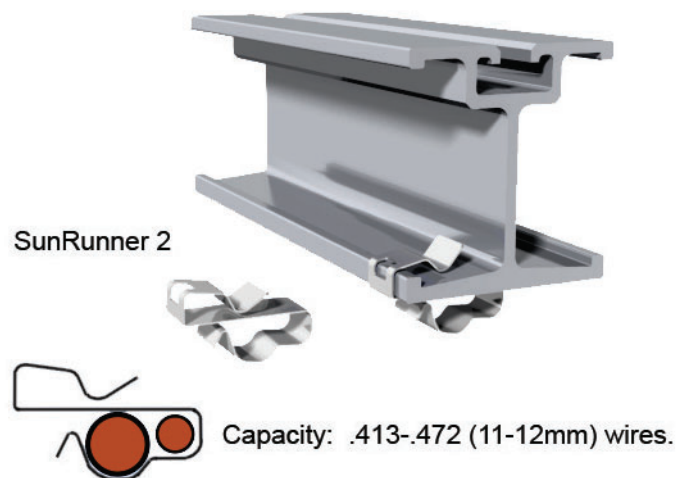
Manufacturer: Heyco

Description: SunRunner 2™ corrosion resistant stainless steel cable clip.

Installation: No tools required, slips onto rail and locks in place. Can be installed anywhere along rail.

Model: S6400

Website: Heyco.com



UD Rail

Manufacturer: Heyco

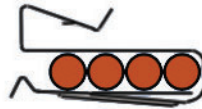
Description: SunRunner 4® corrosion resistant stainless steel cable clip.

Installation: No tools required, slips onto rail and locks in place. Can be installed anywhere along rail.

Model: S6400

Website: Heyco.com

SunRunner 4
Cable Clip



Capacity:
Two 12-gauge wires
Four 10-gauge wires


LD Rail

Manufacturer: Preformed Line Products

Description: LD Rail Clip: formed aluminum easily snaps onto rail. Contains and holds wires within the rail cavity.

Installation: No tools required, snaps onto rail and locks in place. Can be installed anywhere along rail.

Website: Preformed.com



Manufacturer: Heyco

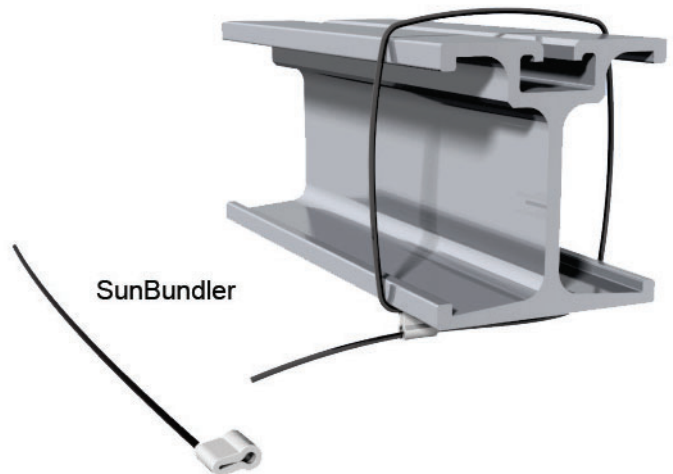
Description: SunBundler® nylon coated stainless steel tie wrap.

Installation: Wrap around rail, feed loose end through lug, take-up cable slack and crimp lug with crimping tool. Can be installed anywhere along rail.

Available lengths (inches): 12, 14, 20

P/N: S612, S6414, S6420

Website: Heyco.com



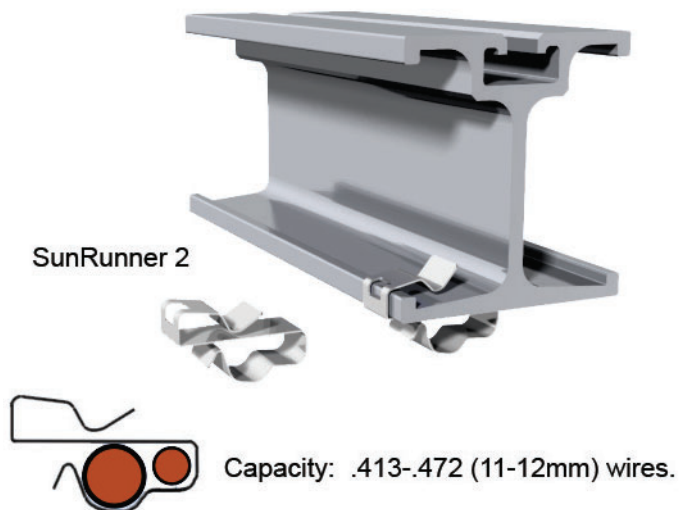
Manufacturer: Heyco

Description: SunRunner 2™ corrosion resistant stainless steel cable clip.

Installation: No tools required, slips onto rail and locks in place. Can be installed anywhere along rail.

Model: S6400

Website: Heyco.com



LD Rail

Manufacturer: Wiley Burndy

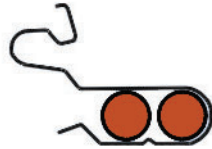
Description: Acme Cable Clips (ACC): corrosion resistant stainless steel cable clip.

Installation: No tools required, slips onto rail and locks in place. Can be installed anywhere along rail.

Model: ACC-R2, P/N: 30020078

Website: we-llc.com

ACC-R2
Cable Clip



Capacity:

2 wires: .37-.43 inch (9.3-11mm)

1 wire: .37-.55 inch (9.3-14mm)


MD Rail

Manufacturer: Preformed Line Products

Description: MD Rail Clip: formed aluminum easily snaps onto rail. Contains and holds wires within the rail cavity.

Installation: No tools required, snaps onto rail and locks in place. Can be installed anywhere along rail.

Website: Preformed.com



Manufacturer: Heyco

Description: SunBundler® nylon coated stainless steel tie wrap.

Installation: Wrap around rail, feed loose end through lug, take-up cable slack and crimp lug with crimping tool. Can be installed anywhere along rail.

Available lengths (inches): 12, 14, 20

P/N: S612, S6414, S6420

Website: Heyco.com



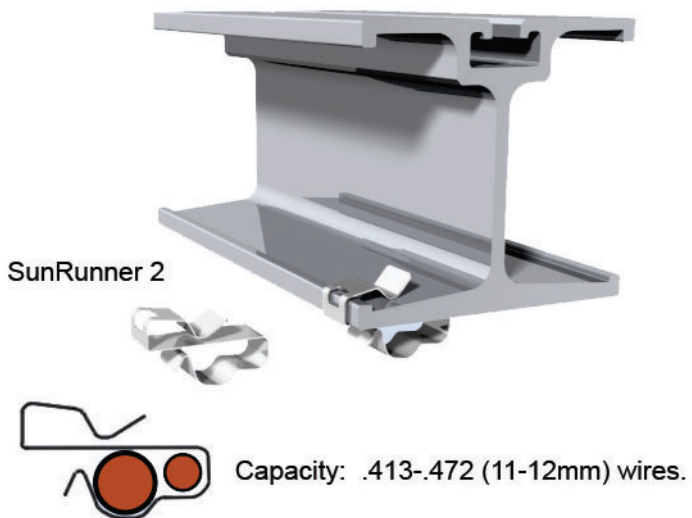
Manufacturer: Heyco

Description: SunRunner 2™ corrosion resistant stainless steel cable clip.

Installation: No tools required, slips onto rail and locks in place. Can be installed anywhere along rail.

Model: S6400

Website: Heyco.com



MD Rail

Manufacturer: Wiley Burndy

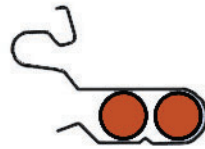
Description: Acme Cable Clips (ACC): corrosion resistant stainless steel cable clip.

Installation: No tools required, slips onto rail and locks in place. Can be installed anywhere along rail.

Model: ACC-R2, P/N: 30020078

Website: we-llc.com

ACC-R2
Cable Clip



Capacity:

2 wires: .37-.43 inch (9.3-11mm)

1 wire: .37-.55 inch (9.3-14mm)





Albuquerque Office
1700 Louisiana Blvd., Suite 130
Albuquerque, NM 87110

Corporate Headquarters
660 Beta Drive
Mayfield Village, OH 44143

Telephone: 800.260.3792
Fax: 505.889.3548
www.preformed.com
E-mail: info@plpsolar.com

© 2017 Preformed Line Products
PCN 060917-1 Version 1, Rev B
SL-ML-1228